

**VOLATILITY**



Based on 3 year standard deviation

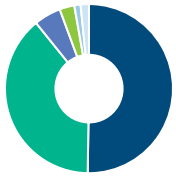
**TOP HOLDINGS**

as of August 31, 2024

Dynamic Short Term Credit PLUS Fund Series O	5.13%
Canada Housing Trust No 1 4.15% 15-Jun-2033	5.09%
Ontario Province 5.60% 02-Jun-2035	3.48%
Ontario Province 2.65% 02-Dec-2050	3.28%
Quebec Province 3.10% 01-Dec-2051	3.21%
Ontario Province 2.90% 02-Jun-2049	3.12%
Scotia Mortgage Income Fund Series A	2.65%
Canada Housing Trust No 1 1.25% 15-Jun-2026	2.39%
Canada Government 3.00% 01-Jun-2034	2.38%
Canada Government 2.75% 01-Dec-2055	2.20%

**ASSET ALLOCATION**

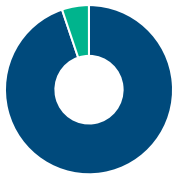
as of June 30, 2024



Canadian Corporate Bonds	50.26%
Canadian Government Bonds	38.89%
Cash and Equivalents	5.19%
Mortgages	2.86%
Canadian Bonds - Other	1.21%
Other	1.59%

**SECTOR ALLOCATION**

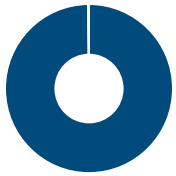
as of June 30, 2024



Fixed Income	94.81%
Cash and Cash Equivalent	5.19%

**GEOGRAPHIC ALLOCATION**

as of June 30, 2024



North America	99.85%
Other	0.15%

**STYLE**

as of August 31, 2024

	Value	Blend	Growth
Large			
Medium			
Small			

**Dynamic Canadian Bond Fund Series A**

The information contained in this profile is related to the index indicated above. As part of a BMO Life Assurance Company policy, you do not purchase units in this index or a legal interest in any security.

**OBJECTIVE**

Dynamic Canadian Bond Fund seeks to provide income while preserving capital through investment in a diversified portfolio primarily of Canadian fixed income securities including government and corporate bonds. Before a fundamental change is made to the investment objective of the Fund, the prior approval of unitholders is required. This approval must be given by a resolution passed by a majority of the votes cast at a meeting of unitholders.

<b>Category</b>	Canadian Fixed Income	<b>Fund Manager</b>	Derek Amery	<b>Start Date</b>	02/20/2020
<b>Managed By</b>	1832 Asset Management L.P.				
<b>Inception Date</b>	Aug 31, 1979				
<b>MER</b>	1.56%				
<b>Total Assets (\$ millions)</b>	2,171.83				

**COMPOUND RETURN**

as of August 31, 2024

Period	1 Mth	3 Mth	6 Mth	1 Yr	3 Yr	5 Yr	10 Yr	Inception
Designated Fund	0.16%	3.41%	3.57%	7.28%	-1.78%	-0.88%	0.44%	6.41%
Benchmark	0.52%	5.73%	4.16%	7.86%	-1.22%	-0.01%	1.98%	4.32%
Quartile	4	4	4	4	4	4	4	4

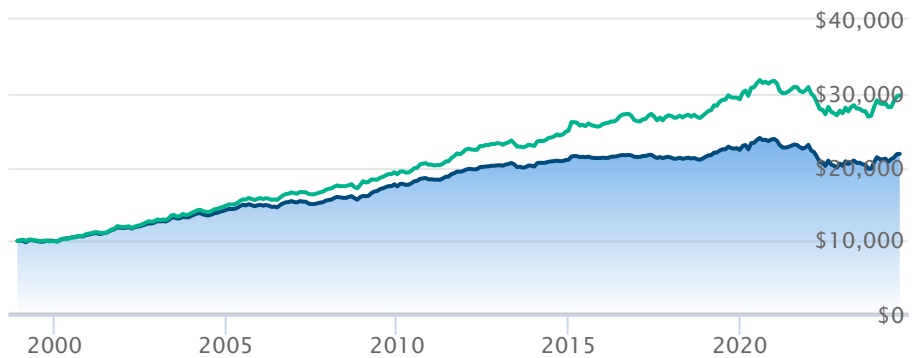
**CALENDAR RETURN**

as of August 31, 2024

Period	2023	2022	2021	2020	2019	2018	2017	2016	2015
Designated Fund	5.79%	-12.37%	-3.36%	6.70%	4.33%	0.57%	-0.44%	0.46%	1.39%
Benchmark	6.38%	-11.46%	-2.71%	8.61%	6.97%	1.29%	2.70%	1.54%	3.57%
Quartile	4	3	4	4	4	3	4	4	4

**GROWTH OF \$10,000**

Annual values as of August 31, 2024



Dynamic Canadian Bond Fund Series A

ICE BofA Canada Broad Market Index TR CAD

The information contained on this page is related only to the designated fund or funds shown above. As part of a BMO Life Assurance Company policy, you do not purchase units in this designated fund or a legal interest in any security.

Past performance is no guarantee of future performance. All returns are historical annual compounded total rates of return and reflect changes in yield and distributions reinvested. Managed Indexed, Managed Portfolios and Market Indexed accounts credit an interest amount mirroring the net rate of return of a specified underlying investment, less a BMO Life Assurance Company daily management fee. These rates of return do not reflect the current BMO Life Assurance Company management /universal life fee which must be taken into consideration when determining the net return earned on the account.

Information contained in this document is for illustrative purposes only and is subject to change without notice. The contents of this profile are provided for informational and educational purposes and are not intended to provide investment, tax or legal advice. While every effort has been made to provide accurate and complete information, BMO Life Assurance Company and Fundata Canada will not be held liable for any inaccuracies, errors or omissions in the information provided.

