

VOLATILITY



Based on 3 year standard deviation

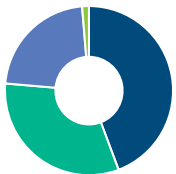
TOP HOLDINGS

as of July 31, 2022

Shell PLC	9.27%
Cenovus Energy Inc	6.54%
Chevron Corp	5.50%
EOG Resources Inc	4.82%
ConocoPhillips	4.71%
TotalEnergies SE	4.70%
Exxon Mobil Corp	4.22%
BP PLC	3.96%
Canadian Natural Resources Ltd	3.74%
Nuvista Energy Ltd	3.64%

ASSET ALLOCATION

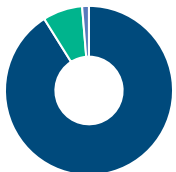
as of July 31, 2022



US Equity	44.28%
Canadian Equity	32.09%
International Equity	22.33%
Cash and Equivalents	1.31%
Other	-0.01%

SECTOR ALLOCATION

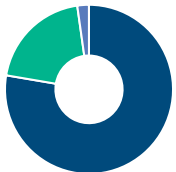
as of July 31, 2022



Energy	91.07%
Utilities	7.62%
Cash and Cash Equivalent	1.31%

GEOGRAPHIC ALLOCATION

as of July 31, 2022



North America	77.67%
Europe	20.10%
Latin America	2.23%

STYLE

as of July 31, 2022

	Value	Blend	Growth
Large			
Medium			
Small			

CI Global Energy Corporate Class A

The information contained in this profile is related to the index indicated above. As part of a BMO Life Assurance Company policy, you do not purchase units in this index or a legal interest in any security.

OBJECTIVE

This fund's objective is to obtain maximum long-term capital growth. It invests primarily in equity and equity-related securities of companies around the world that are engaged in the exploration, development, production and distribution of oil, gas, coal and related energy products, including geothermal, solar and other energy sources.

Category	Energy Equity	Fund Manager	Curtis Gillis	Start Date	12/03/2020
Managed By	CI Investments Inc				
Inception Date	Jun 11, 1998				
MER	2.33%				
Total Assets (\$ millions)	112.40				

COMPOUND RETURN

as of July 31, 2022

Period	1 Mth	3 Mth	6 Mth	1 Yr	3 Yr	5 Yr	10 Yr	Inception
Designated Fund	6.23%	3.36%	18.19%	64.30%	19.42%	7.58%	3.47%	7.84%
Benchmark	4.08%	-0.58%	25.54%	97.82%	25.76%	9.62%	2.82%	7.25%
Quartile	3	2	2	2	2	2	2	2

CALENDAR RETURN

as of July 31, 2022

Period	2021	2020	2019	2018	2017	2016	2015	2014	2013
Designated Fund	52.30%	-20.37%	3.51%	-24.51%	-12.20%	38.19%	-20.26%	-8.36%	18.84%
Benchmark	85.18%	-34.64%	9.75%	-26.57%	-10.61%	39.64%	-24.13%	-16.34%	13.32%
Quartile	2	2	4	3	3	2	2	3	3

GROWTH OF \$10,000

Annual values as of July 31, 2022



The information contained on this page is related only to the designated fund or funds shown above. As part of a BMO Life Assurance Company policy, you do not purchase units in this designated fund or a legal interest in any security.

Past performance is no guarantee of future performance. All returns are historical annual compounded total rates of return and reflect changes in yield and distributions reinvested. Managed Indexed, Managed Portfolios and Market Indexed accounts credit an interest amount mirroring the net rate of return of a specified underlying investment, less a BMO Life Assurance Company daily management fee. These rates of return do not reflect the current BMO Life Assurance Company management /universal life fee which must be taken into consideration when determining the net return earned on the account.

Information contained in this document is for illustrative purposes only and is subject to change without notice. The contents of this profile are provided for informational and educational purposes and are not intended to provide investment, tax or legal advice. While every effort has been made to provide accurate and complete information, BMO Life Assurance Company and Fundata Canada will not be held liable for any inaccuracies, errors or omissions in the information provided.

™/® Trademark/registered trademark of Bank of Montreal, used under licence.



Data Provided By Fundata