

**VOLATILITY**



Based on 3 year standard deviation

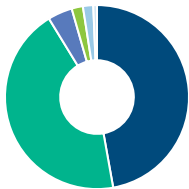
**TOP HOLDINGS**

as of September 30, 2021

Canada Government 0.25% 01-Mar-2026	6.35%
Ontario Province 2.40% 02-Jun-2026	3.75%
Ontario Province 1.75% 08-Sep-2025	3.64%
Ontario Province 2.60% 02-Jun-2025	3.40%
Canada Government 1.50% 01-Jun-2031	2.06%
Quebec Province 3.00% 01-Sep-2023	2.05%
Canada Government 2.00% 01-Sep-2023	1.97%
Canadian Dollars	1.88%
Alberta Province 3.10% 01-Jun-2050	1.77%
Canada Government 0.25% 01-May-2023	1.52%

**ASSET ALLOCATION**

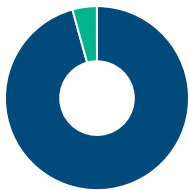
as of September 30, 2021



Canadian Government Bonds	47.19%
Canadian Corporate Bonds	44.07%
Cash and Equivalents	4.31%
Foreign Corporate Bonds	1.97%
Canadian Bonds - Other	1.81%
Other	0.65%

**SECTOR ALLOCATION**

as of September 30, 2021



Fixed Income	95.70%
Cash and Cash Equivalent	4.30%

**GEOGRAPHIC ALLOCATION**

as of September 30, 2021



North America	100.00%
---------------	---------

**STYLE**

as of September 30, 2021

	Value	Blend	Growth
Large			
Medium			
Small			

**UNIVERSAL LIFE  
CUSTOM PORTFOLIO INDEXED ACCOUNTS**

**FIXED INCOME**

**CI Canadian Bond Fund Class A**

The information contained in this profile is related to the index indicated above. As part of a BMO Life Assurance Company policy, you do not purchase units in this index or a legal interest in any security.

**OBJECTIVE**

This fund's objective is to obtain long-term total return. It invests primarily in fixed income securities of Canadian governments and companies that the portfolio advisor believes offer an attractive yield and the opportunity for capital gains.

<b>Category</b>	Canadian Fixed Income	<b>Fund Manager</b>	<b>Start Date</b>
<b>Managed By</b>	CI Investments Inc	John Shaw	01/01/2003
<b>Inception Date</b>	Jan 20, 1993	Alexandra Gorewicz	01/01/2014
<b>MER</b>	1.41%		
<b>Total Assets (\$ millions)</b>	2,742.51		

**COMPOUND RETURN**

as of September 30, 2021

Period	1 Mth	3 Mth	6 Mth	1 Yr	3 Yr	5 Yr	10 Yr	Inception
Designated Fund	-1.04%	-0.44%	0.60%	-2.90%	4.07%	1.46%	2.43%	4.76%
Benchmark	-1.65%	-0.71%	1.09%	-3.91%	4.21%	2.18%	3.32%	4.98%
Quartile	2	2	3	3	2	4	3	3

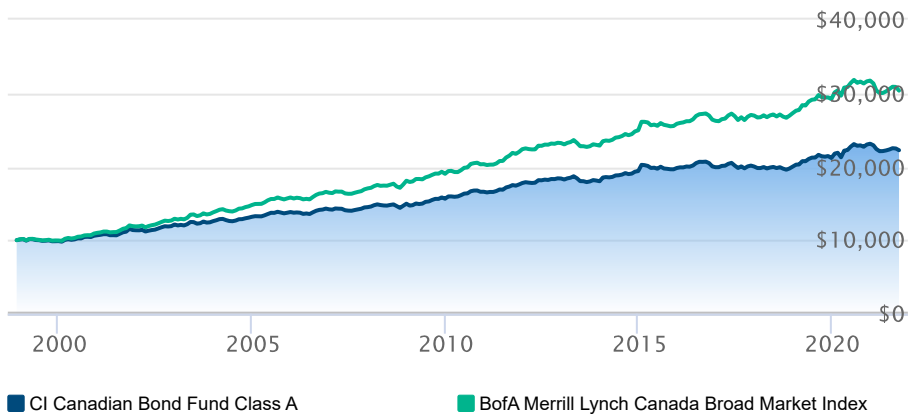
**CALENDAR RETURN**

as of September 30, 2021

Period	2020	2019	2018	2017	2016	2015	2014	2013	2012
Designated Fund	9.19%	5.80%	-0.01%	0.46%	0.53%	2.17%	7.68%	-2.02%	3.45%
Benchmark	8.61%	6.97%	1.29%	2.70%	1.54%	3.57%	9.10%	-1.48%	3.70%
Quartile	2	3	4	4	4	3	2	3	3

**GROWTH OF \$10,000**

Annual values as of September 30, 2021



The information contained on this page is related only to the designated fund or funds shown above. As part of a BMO Life Assurance Company policy, you do not purchase units in this designated fund or a legal interest in any security.

Past performance is no guarantee of future performance. All returns are historical annual compounded total rates of return and reflect changes in yield and distributions reinvested. Managed Indexed, Managed Portfolios and Market Indexed accounts credit an interest amount mirroring the net rate of return of a specified underlying investment, less a BMO Life Assurance Company daily management fee. These rates of return do not reflect the current BMO Life Assurance Company management /universal life fee which must be taken into consideration when determining the net return earned on the account.

Information contained in this document is for illustrative purposes only and is subject to change without notice. The contents of this profile are provided for informational and educational purposes and are not intended to provide investment, tax or legal advice. While every effort has been made to provide accurate and complete information, BMO Life Assurance Company and Fundata Canada will not be held liable for any inaccuracies, errors or omissions in the information provided.

™/® Trademark/registered trademark of Bank of Montreal, used under licence.



Data Provided By Fundata