

VOLATILITY



Based on 3 year standard deviation

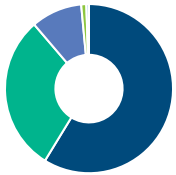
TOP HOLDINGS

as of September 30, 2024

CI Global Financial Sector ETF (FSF)	4.69%
Manulife Financial Corp	4.39%
Canadian Natural Resources Ltd	3.41%
Fairfax Financial Holdings Ltd	3.09%
Bank of Montreal	2.84%
Enbridge Inc	2.83%
Bank of Nova Scotia	2.60%
Shopify Inc Cl A	2.31%
Wheaton Precious Metals Corp	2.27%
US Foods Holding Corp	2.19%

ASSET ALLOCATION

as of September 30, 2024



Canadian Equity	58.79%
US Equity	29.90%
International Equity	9.82%
Income Trust Units	0.99%
Cash and Equivalents	0.50%

SECTOR ALLOCATION

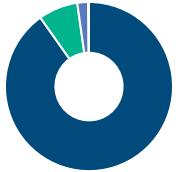
as of September 30, 2024



Financial Services	31.72%
Energy	12.65%
Technology	11.84%
Consumer Services	7.63%
Basic Materials	6.37%
Other	29.79%

GEOGRAPHIC ALLOCATION

as of September 30, 2024



North America	90.18%
Europe	7.59%
Asia	2.10%
Latin America	0.12%
Other	0.01%

STYLE

as of September 30, 2024

	Value	Blend	Growth
Large			Large
Medium			Medium
Small			Small

CI Select Canadian Equity Fund Class A

The information contained in this profile is related to the index indicated above. As part of a BMO Life Assurance Company policy, you do not purchase units in this index or a legal interest in any security.

OBJECTIVE

This fund's objective is to seek capital appreciation over the long-term coupled with dividend income. It invests primarily in common shares and convertible securities of Canadian companies and preferred shares that pay regular income. The fund's investments are diversified across industry sectors. Any change to the fundamental investment objective must be approved by a majority of votes cast at a meeting of unitholders held for that reason.

Category	Canadian Focused Equity	Fund Manager	Kevin McSweeney	Start Date	06/10/2021
Managed By	CI Global Asset Management				
Inception Date	May 13, 1998				
MER	2.44%				
Total Assets (\$ millions)	2,792.37				

COMPOUND RETURN

as of September 30, 2024

Period	1 Mth	3 Mth	6 Mth	1 Yr	3 Yr	5 Yr	10 Yr	Inception
Designated Fund	2.29%	6.10%	6.12%	24.13%	7.47%	11.18%	7.76%	9.13%
Benchmark	2.88%	8.57%	9.34%	27.51%	9.03%	10.81%	8.57%	8.04%
Quartile	3	3	3	3	3	2	3	3

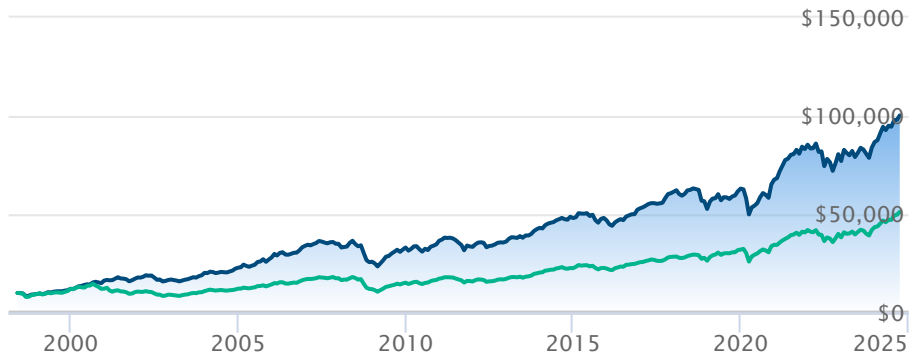
CALENDAR RETURN

as of September 30, 2024

Period	2023	2022	2021	2020	2019	2018	2017	2016	2015
Designated Fund	12.56%	-9.74%	26.26%	7.25%	19.64%	-14.23%	15.79%	13.12%	-2.39%
Benchmark	13.60%	-8.87%	21.76%	7.58%	21.45%	-7.14%	10.80%	14.44%	-0.77%
Quartile	3	2	1	3	3	4	1	3	3

GROWTH OF \$10,000

Annual values as of September 30, 2024



CI Select Canadian Equity Fund Class A

Fundata Canadian Focused Equity Index

The information contained on this page is related only to the designated fund or funds shown above. As part of a BMO Life Assurance Company policy, you do not purchase units in this designated fund or a legal interest in any security.

Past performance is no guarantee of future performance. All returns are historical annual compounded total rates of return and reflect changes in yield and distributions reinvested. Managed Indexed, Managed Portfolios and Market Indexed accounts credit an interest amount mirroring the net rate of return of a specified underlying investment, less a BMO Life Assurance Company daily management fee. These rates of return do not reflect the current BMO Life Assurance Company management /universal life fee which must be taken into consideration when determining the net return earned on the account.

Information contained in this document is for illustrative purposes only and is subject to change without notice. The contents of this profile are provided for informational and educational purposes and are not intended to provide investment, tax or legal advice. While every effort has been made to provide accurate and complete information, BMO Life Assurance Company and Fundata Canada will not be held liable for any inaccuracies, errors or omissions in the information provided.

