

VOLATILITY



Based on 3 year standard deviation

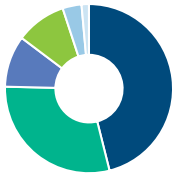
TOP HOLDINGS

as of January 31, 2025

| | |
|--|-------|
| Canada Government 3.50% 01-Dec-2045 | 7.21% |
| AGF Global Convertible Bond Fund MF Series | 5.77% |
| Canada Government 1.75% 01-Dec-2053 | 5.13% |
| United States Treasury 4.13% 15-Aug-2053 | 3.76% |
| Canada Government 3.25% 01-Dec-2034 | 3.65% |
| Ontario Province 2.90% 02-Dec-2046 | 3.12% |
| United States Treasury 3.88% 15-Aug-2034 | 2.96% |
| Ontario Province 2.80% 02-Jun-2048 | 2.30% |
| United States Treasury 0.50% 15-Jan-2028 | 1.96% |
| CPPIB Capital Inc 4.30% 02-Jun-2034 | 1.84% |

ASSET ALLOCATION

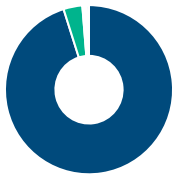
as of January 31, 2025



| | |
|---------------------------|--------|
| Canadian Corporate Bonds | 46.07% |
| Canadian Government Bonds | 29.30% |
| Foreign Corporate Bonds | 9.86% |
| Foreign Government Bonds | 9.71% |
| Cash and Equivalents | 3.63% |
| Other | 1.43% |

SECTOR ALLOCATION

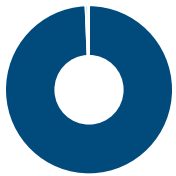
as of January 31, 2025



| | |
|--------------------------|--------|
| Fixed Income | 95.11% |
| Cash and Cash Equivalent | 3.63% |
| Consumer Goods | 0.33% |
| Healthcare | 0.25% |
| Financial Services | 0.24% |
| Other | 0.44% |

GEOGRAPHIC ALLOCATION

as of January 31, 2025



| | |
|----------------|--------|
| North America | 99.79% |
| Europe | 0.51% |
| Asia | 0.10% |
| Latin America | 0.03% |
| Multi-National | -0.38% |
| Other | -0.05% |

STYLE

as of January 31, 2025

| | Value | Blend | Growth |
|--------|-------|-------|--------|
| Large | | | |
| Medium | | | |
| Small | | | |

**UNIVERSAL LIFE
MANAGED INDEXED ACCOUNTS**

FIXED INCOME

AGF Fixed Income Plus Fund MF Series

The information contained in this profile is related to the index indicated above. As part of a BMO Life Assurance Company policy, you do not purchase units in this index or a legal interest in any security.

OBJECTIVE

The Fund's investment objective is to provide steady income to investors by investing primarily in fixed-income securities.

| | | | | | |
|-----------------------------------|-----------------------|---------------------|---------------------|-------------------|------------|
| Category | Canadian Fixed Income | Fund Manager | David G. Stonehouse | Start Date | 02/19/2013 |
| Managed By | AGF Investments Inc. | | | | |
| Inception Date | Nov 30, 1998 | | | | |
| MER | 1.50% | | | | |
| Total Assets (\$ millions) | 1,675.08 | | | | |

COMPOUND RETURN

as of January 31, 2025

| Period | 1 Mth | 3 Mth | 6 Mth | 1 Yr | 3 Yr | 5 Yr | 10 Yr | Inception |
|-----------------|-------|-------|-------|-------|-------|-------|-------|-----------|
| Designated Fund | 1.29% | 2.01% | 3.03% | 6.38% | 0.44% | 0.27% | 0.83% | 3.39% |
| Benchmark | 1.13% | 2.12% | 3.40% | 6.72% | 0.72% | 0.32% | 1.60% | 4.36% |
| Quartile | 1 | 3 | 3 | 3 | 3 | 3 | 4 | 1 |

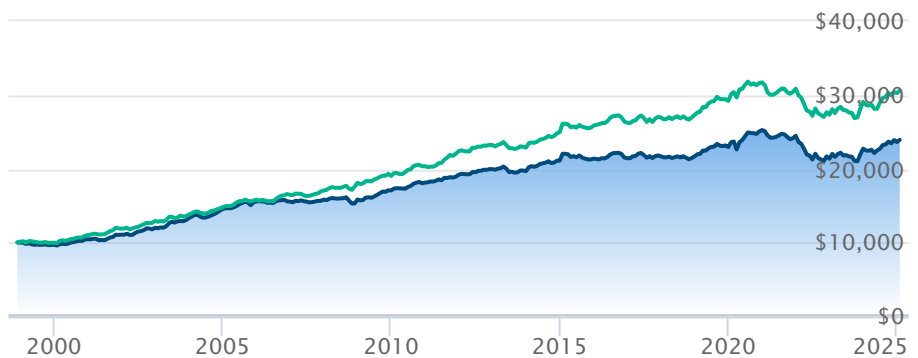
CALENDAR RETURN

as of January 31, 2025

| Period | 2024 | 2023 | 2022 | 2021 | 2020 | 2019 | 2018 | 2017 | 2016 |
|-----------------|-------|-------|---------|--------|--------|-------|--------|-------|-------|
| Designated Fund | 3.91% | 6.43% | -12.75% | -3.08% | 10.07% | 5.82% | -0.01% | 1.15% | 0.32% |
| Benchmark | 4.10% | 6.38% | -11.46% | -2.71% | 8.61% | 6.97% | 1.29% | 2.70% | 1.54% |
| Quartile | 3 | 3 | 4 | 3 | 1 | 3 | 4 | 4 | 4 |

GROWTH OF \$10,000

Annual values as of January 31, 2025



AGF Fixed Income Plus Fund MF Series

ICE BofA Canada Broad Market Index TR CAD

The information contained on this page is related only to the designated fund or funds shown above. As part of a BMO Life Assurance Company policy, you do not purchase units in this designated fund or a legal interest in any security.

Past performance is no guarantee of future performance. All returns are historical annual compounded total rates of return and reflect changes in yield and distributions reinvested. Managed Indexed, Managed Portfolios and Market Indexed accounts credit an interest amount mirroring the net rate of return of a specified underlying investment, less a BMO Life Assurance Company daily management fee. These rates of return do not reflect the current BMO Life Assurance Company management /universal life fee which must be taken into consideration when determining the net return earned on the account.

Information contained in this document is for illustrative purposes only and is subject to change without notice. The contents of this profile are provided for informational and educational purposes and are not intended to provide investment, tax or legal advice. While every effort has been made to provide accurate and complete information, BMO Life Assurance Company and Fundata Canada will not be held liable for any inaccuracies, errors or omissions in the information provided.



Data Provided By Fundata