

**VOLATILITY**



Based on 3 year standard deviation

**TOP HOLDINGS**

as of January 31, 2020

AGF Total Return Bond Fund MF Series	32.62%
AGFiQ Global Infrastructure ETF (QIF)	23.09%
Cash and Cash Equivalents	4.52%
Toronto-Dominion Bank	2.59%
Royal Bank of Canada	2.24%
Bank of Nova Scotia	1.91%
Canadian National Railway Co	1.83%
Manulife Financial Corp	1.47%
Nutrien Ltd	1.43%
Alimentation Couche-Tard Inc CI B	1.25%

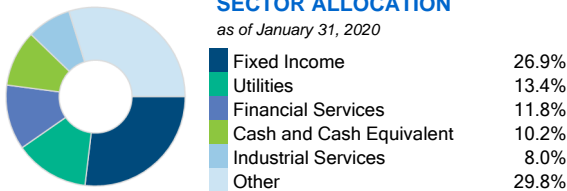
**ASSET ALLOCATION**

as of January 31, 2020



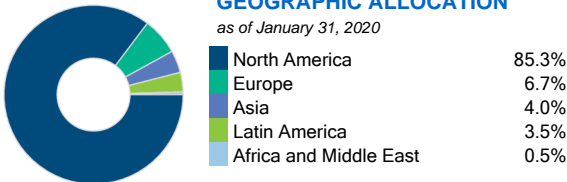
**SECTOR ALLOCATION**

as of January 31, 2020



**GEOGRAPHIC ALLOCATION**

as of January 31, 2020



**STYLE**

as of January 31, 2020

	Value	Blend	Growth	
				Large
				Medium
				Small

**UNIVERSAL LIFE  
MANAGED INDEXED ACCOUNTS**

**BALANCED FUNDS**

**AGF Strategic Income Fund MF Series**

The information contained in this profile is related to the index indicated above. As part of a BMO Life Assurance Company policy, you do not purchase units in this index or a legal interest in any security.

**OBJECTIVE**

The Fund's objective is to provide high long-term total investment returns with moderate risk through a combination of long-term capital growth and current income. It invests primarily in a mix of common and preferred shares of Canadian companies, Canadian federal and provincial bonds, high quality corporate bonds and money market instruments.

<b>Category</b>	Canadian Equity Balanced	<b>Fund Managers</b>	<b>Start Date</b>
<b>Managed By</b>	AGF Investments Inc.	Stephen Duench	8/31/2015
<b>Inception Date</b>	July 31, 1931	Tristan Sones	8/31/2015
<b>Designated Fund MER</b>	2.80%	Mark Stacey	8/31/2015
<b>Total Assets (\$ millions)</b>	591.68		

**COMPOUND RETURN**

as of January 31, 2020

Period	1 Mth	3 Mth	6 Mth	1 Yr	3 Yr	5 Yr	10 Yr	Inception
Designated Fund	2.30%	3.45%	3.79%	8.63%	5.06%	4.26%	5.13%	7.29%
Benchmark	2.09%	5.00%	6.22%	13.53%	6.69%	5.70%	6.98%	-
Quartile	1	3	3	4	2	2	3	-

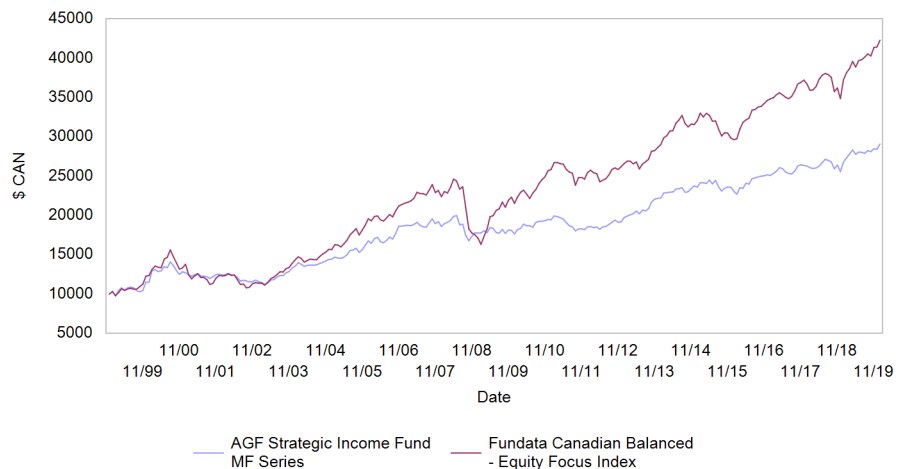
**CALENDAR RETURN**

as of January 31, 2020

Period	2019	2018	2017	2016	2015	2014	2013	2012	2011
Designated Fund	11.15%	-2.92%	4.68%	6.70%	-0.72%	7.12%	15.66%	5.40%	-6.68%
Benchmark	18.83%	-6.34%	7.50%	15.95%	-5.39%	10.25%	9.26%	6.43%	-4.14%
Quartile	4	1	3	3	2	4	2	3	3

**GROWTH OF \$10,000**

Annual values as of January 31 2020



The information contained on this page is related only to the designated fund or funds shown above. As part of a BMO Life Assurance Company policy, you do not purchase units in these designated funds or a legal interest in any security.

Past performance is no guarantee of future performance. All returns are historical annual compounded total rates of return and reflect changes in yield and distributions reinvested. Managed Indexed, Managed Portfolios and Market Indexed accounts credit an interest amount mirroring the net rate of return of a specified underlying investment, less a BMO Life Assurance Company daily management fee. These rates of return do not reflect the current BMO Life Assurance Company management / universal life fee which must be taken into consideration when determining the net return earned on the account.

Information contained in this document is for illustrative purposes only and is subject to change without notice. The contents of this profile are provided for informational and educational purposes and are not intended to provide investment, tax or legal advice. While every effort has been made to provide accurate and complete information, BMO Life Assurance Company and Funddata Canada will not be held liable for any inaccuracies, errors or omissions in the information provided.

™/® Trademark/registered trademark of Bank of Montreal, used under licence.



Data Provided By Fundata